

SPACE-SAVING PULL-OUT SHELF

Add vital levels of product space

Optishelf™ provides a highly cost-effective answer to the challenging question: How to add vital levels of product space, and yet allow for re-merchandising?

The pull-out feature enables the shelves to be placed with less distance apart, removing the normal "hands-free" space required for re-merchandising. The Optimal™ automatic feeding systems ensure that a new product is always moved to the shelf edge and for re-merchandising, simply release the locking mechanism and re-load!



Available in heavy duty version

Optishelf™ is available in heavy duty version for products like Baby Food, as well as a slim, light weight version for products like Cigarettes and Razor Blades.



Optishelf™ has a proven record in the following categories:

- Women's Hosiery
- Boxed Sweets
- Baby Food
- Hair Colorants
- Razor Blades
- Cigarettes
- Spices
- Snacks & Beverages

i FACTS

The Benefits

Supports both Optimal™ Gravity Feed and Pusher solutions.

Handles weights of up to 70 kg.

Adapts to any upright.

Available in 400 and 500 mm depth. Other depths on request.

Available in any width.

Available in off-white, black, silver and grey. Other colours on request.





OPTISHELF™



OPSC-

Space saving pull-out shelf – 10 kg load

Optishelf™ C is an extendable shelf with a maximum load of 10 kg.

The locking device operates in stored and in extended position.

The shelf is designed to be used in conjunction with Optimal™ dividers and pushers or cigarette cassettes.

The shelf exists in widths from 600 to 1000 mm c/c and in depth of 300, 400 and 415 mm.

Horizontal setting.

Standard colours: White (RAL 9010), black (RAL 9005), silver (0075), and grey (0022).

Number per carton: 2

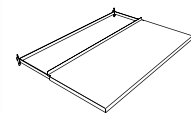
Article code: OPSCd-w-co-m

d: depth

w: width

co: colour code

m: shelf manufacturer





OPSS-

Space saving pull-out shelf – 17 kg load

Optishelf™ Small is an extendable shelf with a maximum load of 17 kilos.

The locking device operates in stored and in extended positions.

Widths: From 600 to 1200 mm c/c.

Depth: 400 mm.

The shelf can be set straight or at a 15 degree angle.

Standard colours: White (RAL 9010), black (RAL 9005), silver (0075) and grey (0022).

Number per carton: 1.

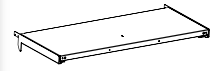
Article code: OPSSd-co-w-m

d: depth

co: colour code

w: width

m: shelf manufacturer



OPTISHELF™ GRAVITY



OPSG-

Space saving pull-out shelf – 16 kg load

Optishelf™ Gravity is an extendable shelf with a maximum load of 16 kilos.

Central locking device in stored position with a 300 setting, a wire design and "U" channel at the front edge. This shelf is ideal for products such as snacks, bagged salads, etc.

The shelf exists in widths from 600 to 1350 c/c mm, depth 400, 500 mm.

Standard colours: White (RAL 9010), black (RAL 005), silver (0075), grey (0022).

Number per carton: 1.

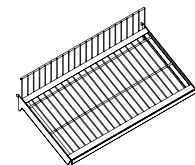
Article code: OPSGd-co-w-m

d: depth

co: colour code

w: width

m: shelf manufacturer





OPTISHELF™ - CLASSIC



OPS400-, OPS500-

Space saving pull-out shelf – 50 kg load

Optishelf™ is a pull-out shelf that can be extended to 75% of its depth. The shelf has a stepless locking system.

Maximum load on the shelf in its extended position is 50 kilos. The shelf can be ordered with a width from 600 to 1350 c/c mm and with a depth of either 400 or 500 mm.

The separate bracket connector piece can be adapted to any set of uprights and can be adjusted to allow for a tighter setting. The key connector can be set straight or at a 15 degree angle.

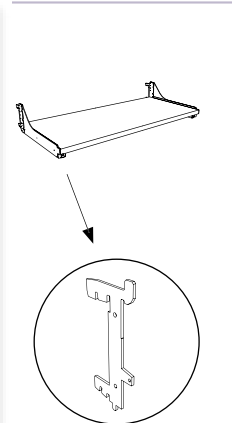
See list of key connectors.

Standard colours: White (RAL 9010), black (RAL 9005), silver (0075), grey (0022).

Number per carton: 1.

Article code: OPSd-co-w-m

d: depth
co: colour code
w: width
m: shelf manufacturer





OPTISHELF™ MAX



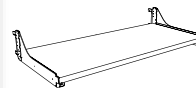
OPSM-

Space saving pull-out shelf – 75 kg load

Optishelf™ Max is a heavy-duty version of Optishelf™ Classic, which permits loading weights of up to 75 kilos. Especially developed for product categories with fast turnover like baby foods, the shelf is fitted with tension springs to facilitate returning the shelf to its back position. The shelf exists in widths from 900 to 1350 c/c mm, depth 500 mm only. One key connector per setting.
 Standard colours: White (RAL 9010), black (RAL 9005), silver (0075), grey (0022).
 Number per carton: 1.

Article code: OPSMd-co-w-m

d: depth
 co: colour code
 w: width
 m: shelf manufacturer



List of key connectors:

Index number:	Pitch in mm:	Manufacturer:
25	30, 40	Linde
30	50	Tego
31	32	HL Standard
32	55	Yudigar
33	36, 54	-

List of key connectors:

Index number:	Pitch in mm:	Manufacturer:
34	42	Otto-Kind
35	48	Kilder
36	26	-
37	50	Alser
38	50	Hermes
39	45	Decormetal

